

Dear Doctor and Health Practitioners,

In conjunction with the global coronavirus and flu epidemic, European Wellness International has developed Emergency Preventive Immunotherapy Protocol.

It allows increasing natural protection against a virus via combination of immune boosting products to support human system at the highest level during 2019 – nCoV outbreak and Flu seasons.




EMERGENCY PREVENTIVE IMMUNOTHERAPY PROTOCOL FOR VIRAL OUTBREAKS AND EPIDEMICS:

- | | |
|--------------------------------|---|
| GcMAF Forte
intramuscularly | • 1 vial 2 times per week for the period of epidemics (5 weeks) |
| STF (transfer factor) | • 1 vial daily for 10 days intramuscularly |
| Vitamin D3 | • 5,000 IU per day for 5 weeks orally |

PREVENTIVE IMMUNOTHERAPY PROTOCOL FOR VIRAL OUTBREAKS AND EPIDEMICS:

- | | |
|-----------------------|---|
| MO Immune + Spleen | • 1 vial twice per week for 3 months intramuscularly |
| STF (transfer factor) | • 1 vial 2 to 3 times per week for 3 months intramuscularly |

Disclaimer: This Emergency Preventive Immunotherapy Protocol is to complement the general anti-epidemic and medical precautions advised by authorities and should not be considered as a replacement for it.

	<p>GcMAF Forte (Gc protein-derived macrophage activating factor) is a new age discovery that reveals the body's crucial defence mechanism against infectious diseases. GcMAF works by mediating the immune system and acts against viruses and bacteria. GcMAF Forte is formulated with high molecular weight hyaluronic acid that stimulate the endogenous production of granulocyte colony macrophage activating factor in healthy subjects.</p> <p>http://www.labrms.com/</p>
	<p>STF (Super Transfer Factor) is universal immunocorrector that induces and normalizes immune response. It is made up of two fractions, the Inducer to provide the readiness of immune system to repel aggression and Regulator fraction to calm the immune system back to normal level.</p> <p>http://supertransferfactor.com/</p>
	<p>Mito Organelle (MO) Immune + Spleen is a combination of Thymus, Lymph nodes, Mesenchyme and Spleen that helps to improve immunity.</p> <p>http://www.mf-plus.com/</p>

CELLULAR IMMUNOTHERAPY



Endorsed by:



IASCT
International Association of
Stem Cell Transplantation, USA
A NON PROFIT ORGANISATION

CONTENT

03	INTRODUCTION
04	ASI – Active Specific Immunotherapy Source Technology Benefits Indications
05	SUPER TRANSFER FACTOR Source Benefits Activities Key Ingredients Applications Available Set
06	GcMAF FORTE The Macrophage Factor Benefits Technology Indications
08	Guideline & Preparation

INTRODUCTION

UNDERSTANDING HOW THE IMMUNE SYSTEM WORKS

Our immune system consists of processes and biological structures made of organs, cells, and tissues that work together to inhibit invasion of parasites, viruses, bacteria, and other diseases from attacking the body.

When antigens or foreign substances attack the body, specific cells identify and respond to them.

Once produced, these antibodies remain in the body system so that when the same antigen reappears, the corresponding antibodies replicate the function.

An antibody will interlock with an antigen and mark the antigen for destruction. They are not able to destroy any antigen without seeking assistance from T cells, which act like soldiers attacking and killing the invaders. T lymphocytes work primarily by secreting a potent chemical known as lymphokines.

Binding to target cells, lymphokines fuse other cells, promoting cell growth activity, mobility, and eliminate target cells. An antibody is a vast variety of proteins that are usually present in the body or produced in response to an antigen, which it neutralizes and ends up creating an immune response.

Since the human body is occasionally bound to struggle due to illnesses, EW Villa Medica has developed programs and treatments that would assist in boosting the body's immune system, and that would give patients a better quality of life. These programs include: Active Specific Immunotherapy, Super Transfer Factor and GcMaf Forte.

In this brochure, we breakdown each of the aforementioned treatment programs.



Active Specific Immunotherapy (ASI) is one of the latest advances in the field of regenerative and integrative medicine for cancer tumor therapy. It is a new method that targets and efficiently destroys the cancerous cells while leaving healthy cells unscathed.

The ASI therapeutic concept modulates the immune system to achieve an antitumor response with tumor-associated antigens as the immunising materials. It assists in fighting cancer and other diseases of the immune system.

Recent immunologic studies show cancer as not only a cellular disorder triggered by false genetic information, but also an immunologic problem.



SOURCE

1. Treatment under sterile condition (laminar-flow technique, GMP standards)
2. Blood drawn is biohazard courier directly to German laboratory within 24 hours
3. Derived from a patient's Peripheral Blood with an unlikely chance of rejection or immunogenicity



TECHNOLOGY

1. A renowned Australian cell therapist and an expert of bio-electrotherapy, Dr. Rudolph Pekar developed it
2. Edith Liebergeld Institute in Germany patented ASI therapy



BENEFITS

1. Provides a different form of attack on the tumor by strengthening the immune system
2. Does not display any kind of toxicity



INDICATIONS

1. Allergic disorders
2. Cancer – liver, stomach, pancreas, breast, prostate, intestine, lymph glands, melanoblastomas
3. Immunodeficiency disorders
4. Autoimmune disorders

STF™

SUPER TRANSFER FACTOR

The Super Transfer Factor is the biomolecular extracts that brings immunity directly to your body.

Super Transfer Factor comprises of a Leukocyte Dialysate Extract component known as Transfer Factor, which serves to cause antigen-specific T-lymphocyte response, derived from the body of the original host, to a recipient's body.

Once administered, a patient would gain cell-mediated immunity through the revolutionary Super Transfer Factor as an advanced protection against diseases.



SOURCE

1. Ecologically produced from rabbit lymphocytes
2. Non-pathologic
3. No preservatives and chemicals
4. 100% natural



BENEFITS

1. Thermo labile. Its biological activities persist for months at a temperature range from -20°C to -70°C
2. Xenogeneic. The substance has no species barriers enabling its effect transferable to the body of a different species
3. A low molecular weight of 3.5kDa molecular weight or less. They cannot be damaged by enzymes of the digestive tract and lose their transfer factor activity when taken orally
4. Non-antigenic. It does not cause any immune reaction in a recipient
5. Not a drug against specific disease condition



KEY INGREDIENTS

Rabbit lymphocytes - activated through their cell-mediated immunity



SUPER TRANSFER FACTOR BIOLOGICAL ACTIVITIES INCLUDE:

1. Ca++ influx into blood monocytes, as well as an accentuation of delayed hypersensitivity skin reaction
2. The antigen-triggered expression of IL-2 receptors on CD4+ lymphocytes
3. Lymphokines production
4. An increase of the E-rosette cell count, interferone (IFN) concentration



APPLICATION

3 ml per viral: The treatment schedule commonly used is as follows:

1. Once a week for the first four weeks;
2. Once every two weeks for the next month;
3. Once a month for the next four months
4. Once every three months for the next 6 months

Also depending on the patient's clinical condition, the healthcare provider may recommend otherwise.



AVAILABLE SET

- 2.5ml X 5 vials (1200mg)
- 2.5ml X 10 vials (1200mg)

| GcMAF FORTE

GcMAF is the latest discovery, which reveals the body's critical defense mechanism against cancer, immune disorders, and infectious diseases.

GcMAF, a human protein works against pathogens and malignant cells, while at the same time meditating the immune system.

Health issues manifest when cancer cells and viruses produce an enzyme called nagalase that suppresses production of the body's GcMAF. It renders the body defenseless against an unhealthy proliferation of cells and infections.

GcMAF Forte is a complementary therapy that augments your body with GcMAF and boosts the body's defence mechanism.

Heralded as a modern immunotherapy breakthrough, GcMAF Forte neutralizes the immune-suppressing enzyme Nagalase and binds with Vitamin D to activate, regulate, and expand macrophages to become cytotoxic to viruses, tumors, and other pathogens.



THE MACROPHAGE FACTOR

Boosting your body with GcMAF Forte helps to invigorate the macrophages in your system.

Macrophages are specialized cells in the immune system formed in response to an infection or accumulating damaged or dead cells. They guard the body, eating up dead cells and foreign invaders, and alerting another immune.

Over 100 scientists have published many research papers substantiating a lot of evidence that GcMAF can destroy cancer and other infections and repair the immune system.

Dr. Nabuto Yamamoto, the director and founder of the Socrates Institute for Therapeutic Immunology is a globally recognized specialist who has published and studied therapeutic benefits of GcMAF.

Yamamoto found that by injecting patients weekly with GcMAF (a synthesized lab-made protein replacement for MAF), he could raise essential white blood cell counts dramatically, erase indicators of HIV infection and maintain patient remission from HIV for 7 years.



SOURCE

1. GcMAF FORTE therapy has a potent anti-aging effect and is a robust preventive factor against cancer.
2. A combination with HMW-HA makes it easy for administration, avoiding painful, frequent deep intramuscular injections.
3. Injectable GcMAF combined with HMW-HA creates a slow-release Forte formula and provides a steadily high level of active GcMAF in the body during 1 week after subcutaneous administration. It is proven to be superior to all other available forms of GcMAF and a more potent immunotherapy for infectious diseases and cancer.



TECHNOLOGY

1. LAB RMS proprietary purification procedure and enrichment
2. Stringent manufacturing process
3. Enhanced formulation with High Molecular Weight Hyaluronic Acid (HMW-HA)
 - Activation of Endogenous GcMAF Forte
 - Minimal side effects
 - Slow release over 7 days

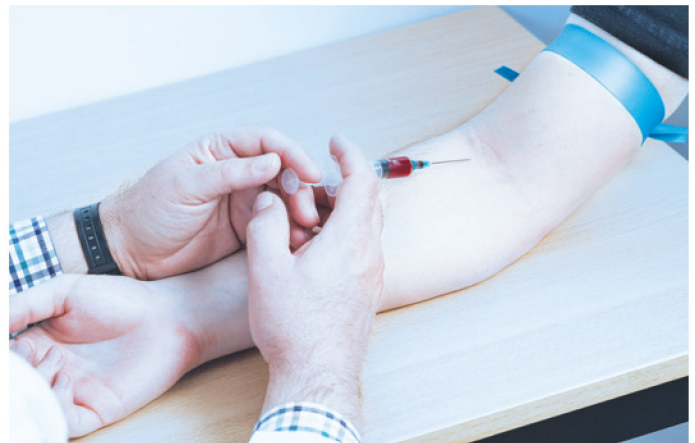


INDICATIONS

1. Cancer with solid tumours (breast, prostate, colorectal, ovarian, etc)
2. Immunodeficiency and infectious diseases
3. Chronic Fatigue Syndrome
4. Autism

GUIDELINE & PREPARATION

- 1 Blood withdrawal process shall be scheduled and the laboratory shall be then informed for the preparation and coordination of logistics.
- 2 No other contraindications when withdrawing blood for ASI, except for patients that are undergoing chemotherapy or radiation therapy. Patient is advised to wait after 1-2 months without exposure to chemo and radiation before subject to blood withdrawal.
- 3 30cc of Venous Blood is taken (Three 10cc syringes for 30cc of blood). Label the syringes with patient's information: Name, date of birth and diagnosis.
- 4 Once the blood is drawn, place in upright position in room temperature for at least 3 days until the buffy coat is formed.
- 5 Once the buffy coat is formed, remove the needles and seal the syringes with combi syringe stopper.



- 6 Ensuring that the syringes are properly sealed and secured to prevent blood leaking.
- 7 Prepare the syringes by putting it in a tall container/ glass to keep the them in standing position.
- 8 Ensure to wrap it with bubble wrap tightly to avoid movement during the transfer.

- 9 Place it in a cooler/thermal bag with ice packs.
- 10 Patient's serum vaccine will be ready approximately within 2 weeks.
- 11 Preparation of 30 Vials of 1.1ml for injection subcutaneously on alternate days.
- 12 For Patients with more than 1 course (30 Vials) of ASI, there is a 1-2 month resting period prior to the second withdrawal or another course of 30 vials to get the first response.

i.e Patient Mr.A

= 4 months of ASI Therapy, is 2 courses

= 30 vials (1st course) SC injection on alternate days, in total 60 days (2 months)

= 2nd withdrawal for the 2nd course will be 1-2 months after the 1st course

- 13 There is a 2 weeks notice to be given and sent to Malaysia Office to confirm the order for each patient.
- 14 The only contraindication is for patients that are undergoing chemotherapy and radiation sessions. Any prohibited drugs such as cancer medicine can be sent to Dr.D for re-assessment and checking prior to the blood withdrawal of the ASI specimen.

COMPLEMENTARY IMMUNOTHERAPY PROTOCOL



INDICATIONS

- ✓ Conditions associated with Immunosuppression (i.e. post medical treatment, acquired immunosuppression, Chronic fatigue Syndrome, etc.)
- ✓ Frequent viral infections
- ✓ Chronic viral and bacterial diseases (chronic hepatitis, Lyme disease, etc.)
- ✓ Cancer
- ✓ Autism and Autism Spectrum disorders
- Total duration of 1 cycle of the proposed protocol is 4 months, followed by 2 months rest period after the completion of protocol.
- Protocol can be done twice per year.
- Regular follow up, imaging study and laboratory investigations are recommended (including tumor markers, monocyte count, vitamin D levels).
- Current protocol can be combined with any ongoing treatment, i.e. chemotherapy, radiotherapy, etc.

CONTRAINDICATIONS

- ✓ Certain autoimmune disorders associated with hyper-excited cellular immunity
- ✓ Individual intolerance to the products
- ✓ Severe allergies

PROTOCOL



GcMAF Forte

- ½ vial subcutaneous 1 per week for 2 weeks, then increase to 1 vial 1 per week subcutaneous.
- Total duration – 4 months.



HT Thymus peptides

- 1 vial i/m 2-3 times per week.
- Total duration – 3-4 months.



STF (transfer factor) – monocyte-derived leukocyte dialysate.

- 1 vial i/m 2-3 times per week.
- Total duration – 3-4 months.

Vitamin D3

- Oral supplementation 4,000-8,000 IU per day during the GcMAF therapy

OTHER RECOMMENDED MODALITIES:

- **ASI® - Active Specific immunotherapy**
- **Systemic hyperthermia**
- **Metabolic anti-cancer therapy**

References:

1. The ultimate guide to vitamin B-17 metabolic therapy. Published by Worldwithoutcancer.org.uk. 2001
2. Wolf E, Milazzo S, Boehm K, Zwahlen M, Horneber M. Thymic peptides for treatment of cancer patients. The Cochrane Library. 2011, Issue 2
3. R. Wanda Rowe-Horwege. Hyperthermia, systemic. Encyclopedia of Medical Devices and Instrumentation, Second Edition, edited by John G. Webster.
4. Kalvin J. Gregory et al. Vitamin D Binding Protein-Macrophage Activating Factor Directly Inhibits Proliferation, Migration, and uPAR Expression of Prostate Cancer Cells. PLoS ONE 5(10): e13428. doi:10.1371/journal.pone.0013428.
5. Yamamoto N, Suyama H, Nakazato H, Koga Y (2008) Immunotherapy of metastatic colorectal cancer with vitamin D binding protein-derived macrophage-activating factor, GcMAF. Cancer Immunol Immunother 57: 1007–1016.
6. Micha S. Karbownik, Jerzy Z. Nowak. Hyaluronan: Towards novel anti-cancer therapeutics. Pharmacological Reports, 2013, 65, 1056–1074.
7. Toshio Inui et al. Macrophage-activating Factor for Serious Infection and Chronic Fatigue Syndrome. Anticancer Research. 2015; 35: 4545–4550.
8. Initial Observations of Elevated Alpha-N-Acetylgalactosaminidase Activity Associated with Autism and Observed Reductions from GC Protein–Macrophage Activating Factor Injections Autism Insights 2012:4 31–38.



www.european-wellness.com

All information stated in the brochure is correct at time of printing and subject to change without notice.
All prices may vary depending on product specifications. Products featured are not actual size.